


Standard Features

- Five belt widths available.
- Ovens are fully modular enabling dryer length to be chosen to suit all curing requirements (expansions available).
- Automatic belt speed control. Just enter the time in minutes and seconds to precisely adjust the speed of your belt.
- Triple insulation with air curtain for the coolest exterior shell available.
- Air intake from both sides of oven giving unrivaled heat distribution.

Integral feed and outfeed exhausts remove chemicals and contaminated air from the workplace



Integral exhaust adjustment



Air curtain cooling maintains a cool outer shell


Optional integrated digitally controlled quartz pre-heat for temperature boost at oven entry



The strongest, toughest and longest lasting conveyor belts on the market

Auto tension, self-tracking rollers

Highly efficient, direct ultra violet controlled burner system



PRO-CURE

An advanced textile conveyor dryer that cures both **screen & digitally** printed garments with **five belt width options** to meet your production output requirements.

Optional VOC (Volatile Organic Compounds) exhaust filtration system

The strongest jet airflow on the market with an integrated vacuum utilizes new technology in curing and ink penetration

Recycles clean filtered air



The worlds easiest maintainable curing system allows for quick and optimized servicing



Quick release panels for ultra fast serviceability and maintenance



Sophisticated fold away control panel interface



Small quick release lint filters for simple/fast maintenance, even whilst the dryer is running, no replacement filters required.

New Features

- Features new vacuum pull-down that provides exceptional stability of delicate fabrics preventing lifting/flipping of fabrics or transfer paper whilst under high velocity jet air curing technology.
- Even higher airflow through the garment for increased airflow penetration leading to faster curing times, and unmatched wash fastness.
- Features new "Eco Extractor Plus technology" which utilizes more clean filtered air whilst extracting 100% more contaminated air and fumes and still maintaining superior energy efficiency levels.
- The new touchscreen interface design is easier to navigate and reacts faster.
- Unique built in hood extraction helps prevent fumes from escaping in to your factory as products enter and exit the oven for a cleaner, more pleasant working environment.
- Fast & easy to clean fine filtration system that can be cleaned even whilst the dryer is running, no replacement filters required.
- Reduced energy consumption for the lowest running costs
- Integral exhaust connected from top of dryer with easily adjustable exhaust outlet valve
- Lint filter removable from either side of dryer (no replacement filters required)
- Removable end panels for easy cleaning access

150 split belt model



4 meter model



5 meter model



6 meter model



Production Capacities (Based on 3 meter oven length)

Model	PC 75	PC 100	PC 120	PC 150	PC 180
1 minute (Plastisol Ink)	360/hour	360/hour	720/hour	720/hour	1080/hour
2 mins (Waterbased/Discharge Ink)	180/hour	180/hour	360/hour	360/hour	540/hour
3 mins (Kornit Digital no white ink/light coloured fabrics)	120/hour	120/hour	240/hour	240/hour	360/hour
7 mins (Kornit Digital with white ink/dark coloured fabrics)	52/hour	52/hour	104/hour	104/hour	156/hour

Based on a 3 M oven length. Production increases 30% for a 4 M oven, 60% for a 5 M oven and 100% for a 6 M oven and decreases by 30% for a 2 M oven. Allowing for one line of garments to be placed every 50cm. One line of products on 75cm and 100cm belts, two lines on 120cm and 150cm and three lines on 180cm. Production rates will alter depending on the product placement and the time/temperature settings chosen for the individual curing requirements. Wash tests should be undertaken to ensure the correct time and temperature combination for specific ink types.

Gas Dryer Specifications

Description	PC75G-3	PC100G-3	PC120G-3	PC150G-3	PC180G-3
Electrical Supply Voltages confirmed at time of ordering. Other voltages available on request	3Phase, 50/60HZ 200/220V & 380/415V	3Phase, 50/60HZ 200/220V & 380/415V	3Phase, 50/60HZ 200/220V & 380/415V	3Phase, 50/60HZ 200/220V & 380/415V	3Phase, 50/60HZ 200/220V & 380/415V
Natural Gas Pressure	10" W. G/ 25mbar	10" W. G/ 25mbar	10" W. G/ 25mbar	10" W. G/ 25mbar	10" W. G/ 25mbar
Natural Gas Connection	3/4" BSP	3/4" BSP	3/4" BSP	3/4" BSP	3/4" BSP
Propane Gas Pressure	Line Pressure Reduced to 37mb	Line Pressure Reduced to 37mb	Line Pressure Reduced to 37mb	Line Pressure Reduced to 37mb	Line Pressure Reduced to 37mb
Propane Gas Connection	1/4" BSP	1/4" BSP	1/4" BSP	1/4" BSP	1/4" BSP
BTU REQUIRED	125,000	150,000	175,000	200,000	225,000
Time From ambient temp to 160°C	Approximately 8 mins	Approximately 8 mins	Approximately 10 mins	Approximately 12 mins	Approximately 15 mins
Maximum Electrical Consumption	2.75Kw	4Kw	4Kw	4.5Kw	4.5Kw
Exhaust Dia	150mm (6 Inch)	200mm (8 Inch)	200mm (8 Inch)	250mm (10 Inch)	250mm (10 Inch)



6 meter model



5 meter model



4 meter model



3 meter model

The new Adelco Pro-Cure conveyor dryer range is available in five belt widths and five oven lengths, so you can customize your dryer to suit your individual curing requirements, for all digital and conventional textile ink systems. The Pro-Cure is modular in design, making it the perfect option to add additional ovens to the dryer as your business grows.

Designed and specified for advanced textile curing, the Pro-Cure tunnel dryer has an efficient airflow and exhaust system, incorporating oven feed and exit extraction hoods to provide a cleaner working environment. As well as incorporating many of the popular features found in the Adelco Dual Dryer and our other drying machines.

The Adelco Pro-Cure curing machine is a feature rich conveyor dryer that uses dual lint filters to prevent the build-up of lint in the dryer and helps to reduce cleaning and maintenance dramatically as filters can be easily cleaned in seconds while the dryer is still running. With many features included as standard, there are also some optional extras available to enhance your Pro-Cure dryer further. Give your tunnel a temperature boost at oven entry with the integrated, digitally controlled Quartz pre-heating system. We also offer a VOC exhaust filtration system as an optional extra.

The Adelco Pro-Cure machine is available as a gas or electric conveyor dryer and uses a sophisticated touch-screen control panel so you can easily set, manage and control the automatic belt speed that is precise and repeatable every time.

The Pro-Cure conveyor dryer offers a split-belt model in all oven sizes with two burners, two speeds and two directions, enabling the dryer to cure two independent production lines at the same time. The Adelco Pro-Cure dryer comes with the strongest, toughest and longest lasting conveyor belts on the market.

Electric Dryer Specifications


Description	PC75E-2	PC75E-3	PC100E-2	PC100E-3	PC120E-3	PC150E-3	PC180E-3
Electrical Supply Voltages confirmed at time of ordering. Other voltages available on request	3Phase, 50/60HZ 200/220V & 380/415V	3Phase, 50/60HZ 200/220V & 380/415V	3Phase, 50/60HZ 200/220V & 380/415V	3Phase, 50/60HZ 200/220V & 380/415V	3Phase, 50/60HZ 200/220V & 380/415V	3Phase, 50/60HZ 200/220V & 380/415V	3Phase, 50/60HZ 200/220V & 380/415V
Maximum Electrical Consumption	20Kw/h	26Kw/h	28Kw/h	40Kw/h	40Kw/h	49Kw/h	49Kw/h
Average Electrical Consumption at 180° C	14Kw/h	18Kw/h	20Kw/h	28Kw/h	30Kw/h	32Kw/h	38Kw/h
No & KW of Elements	9x2Kw (18Kw)	12x2Kw (24Kw)	12x2Kw (24Kw)	12x3Kw (36Kw)	12x3Kw (36Kw)	15x3Kw (45Kw)	15x3Kw (45Kw)
Exhaust Dia	150mm (6 Inch)	150mm (6 Inch)	200mm (8 Inch)	200mm (8 Inch)	200mm (8 Inch)	250mm (10 Inch)	250mm (10 Inch)

PRO-CURE gas dryer operating costs chart

Belt Width	Oven Length	Average Gas Consumption		Average Electric Consumption
		kg/hr	kwh	kwh
180cm	3 Meter	2.8	24.5	3.3
	4 Meter	3.3	29	3.5
	5 Meter	3.5	31	3.7
	6 Meter	5.5	48.5	6.5
150cm	3 Meter	2.6	23	3.2
	4 Meter	3	26.5	3.4
	5 Meter	3.2	28	3.6
	6 Meter	5	44	5.8
120cm	3 Meter	2.4	21	2.8
	4 Meter	2.7	24	3
	5 Meter	2.9	25.5	3.2
	6 Meter	4.6	40.5	5.0
100cm	2 Meter	2	18	2
	3 Meter	2.2	19.5	2.2
	4 Meter	2.4	21	2.3
	5 Meter	2.5	22	2.4
75cm	6 Meter	4.2	37	4.0
	2 Meter	1.8	16	1.2
	3 Meter	2	18	1.4

Adelco figures taken from consumption tests, averaged per hour at 160 degrees, with exhaust closed. Consumption figures can change according to local environment, production throughput, ink and product types. Adelco reserve the right to revise or review these figures as required.

Touch Screen Control Panel



Touch panel features include:

- Belt speed adjustment. Enter the time required in the oven and watch the belt speed change automatically
- Digital temperature control
- Alarm history shows any safety or temperature fluctuation alarms with date and time recorded
- On screen flame signal